

# OBA2

- 3 W
- 5 W
- 7 W
- 9 W



3 W / 5 W



Down Light

Indoor Light



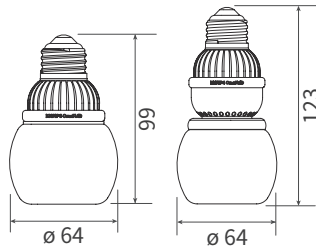
## DIMENSION

3 W / 5 W

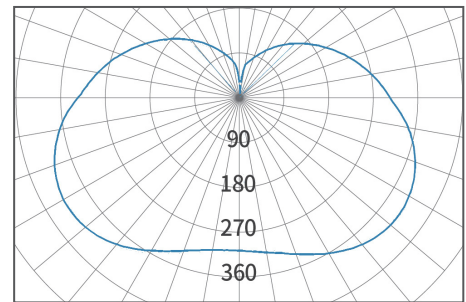
- Size :  $\varnothing 64 \times 99$  mm
- Weight : 64 g

7 W / 9 W

- Size :  $\varnothing 64 \times 123$  mm
- Weight : 90 g



## LIGHT DISTRIBUTION CURVE



270°

## APPLICATION



Bedroom



Living room



Bathroom



Front door

## SPECIFICATION

· CCT : [Standard] 5,700 K / 3,000 K [Option] 5,000 K / 4,000 K / 2,700 K

Model No.	OBA2-3W	OBA2-5W	OBA2-7W	OBA2-9W	OBA2-9W C+
Wattage	3 W	5 W	7 W	9 W	9 W
Luminous Efficacy	96 lm/W	93 lm/W	95 lm/W	90 lm/W	80 lm/W
Total Lumen	288 lm	465 lm	665 lm	810 lm	765 lm
Replacement	CFL 10 W	CFL 15 W	CFL 20 W	CFL 25 W	CFL 20 W
Size	ø 64 x 99 mm		ø 64 x 123 mm		
Weight	64 g		90 g		
CCT	5,700 K				
CRI	83 Ra				
Beam Angle	270°				
Voltage	AC 100 - 277 V				
Frequency	50/60 Hz				
Installation Angle	360°				
Material	Polycarbonate				
Socket	E26/27				
PF	> 0.96				
THD	< 15%				
Operating Temperature	-20°C ~ 50°C (-4°F ~ 122°F)				
LED Package Life time	50,000 hours (25°C) *LED package life time according to industry standard (LM80), high operating temperature may shorten life span of LED package and LED lamp.				

*Comfortable light with  
anti-glare and flicker-free.*

## FEATURES

- Omni bulb which has same beam angle with conventional bulb
- Red Dot Design Award Winner
- Ideal for indoor light and down light
- Super light and compact design for easy installation and safety
- Comfortable and bright light without glare and flicker
- 270° wide beam angle with excellent uniformity
- Ultraviolet free, no mercury and lead-free RoHS Compliance

## LIGHTING FIXTURE

## • Recommended



Downlight



Downlight



Rail type



Interior Lighting



Fully shielded type



Fully shielded type




Horizontal lighting



Downward type



Open-bottom type



Open-bottom type

## • Unsuitable



Open luminaire



Unshielded shade