

LED Bulb

OB150S-35W

5700K



- LED replacement for 70~100W Metal Halide lamp
- Ultra-high efficacy of 130 lm/W
- Super light and compact design for easy installation and safety
- Milky type cover for glare prevention
- Mesh application to prevent the inflow of foreign substances
- Ideal for outdoor security light
- Ultraviolet free, no mercury and lead-free RoHS Compliance



SPECIFICATION

ELECTRICAL

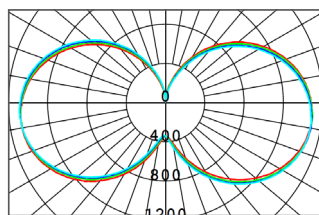
Wattage	35 W
Power Input	AC 120 - 277 V
Frequency	50/60 Hz
Power Factor (PF)	> 0.96
THD	< 15%

CONSTRUCTION

Dimension	ø 64 x 150 mm
Weight	130 g (0.29 lbs)
Housing	폴리카보네이트
Base	E26/27
Operating Temperature	-20°C ~ 50°C (-4°F ~ 122°F)
Installation Angle	360°

OPTICS

Lumen Output	4,550 lm
Efficacy	130 lm/W
Replacement	MH 70 ~ 100 W
CCT	5,700 K
LED Package Life time	50,000 hours (25°C) *LED package life time according to industry standard (LM80). *High operating temperature may shorten life span of LED package and LED lamp.
CRI	83 Ra
Beam Angle	330°



FEATURES



Light & Compact



High Efficiency



Save Energy Cost



Optimized Heat Dissipation



Eco-Friendly




Mesh Applied




APPLICATION



Residential Area



Park



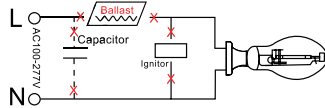
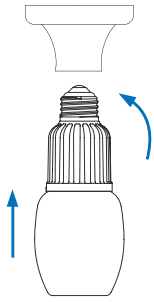
Walkway



Outdoor Parking Lot



INSTALLATION




Step 1.

Turn off the power before installation. Remove the old ballast, capacitor and ignitor (if existing)



Step 2.

Make sure the alternating current wires are connected to the E26/27 socket directly. (Reattach or replace ground lead if needed.)



Step 3.

Fix the LED into the corresponding socket.

LIGHTING FIXTURE

• Recommended



• Unsuitable



PACKING

Dimension	① Single Unit Box	② Carton	③ Pallet
(Unit : mm) • Size : $\varnothing 64 \times 150$ mm • Weight : 130 g		(Unit : mm) 	(Unit : mm)

Type	① Single Unit Box	② Carton	③ Pallet	20ft Container-Palletized	Remarks
Quantity	1	20	1,800	18,000 (10 Pallets)	1 Pallet 3R x 3R x 10L = 90 carton 20 pcs x 90 carton = 1,800 pcs
Dimension(mm)	67 x 67 x 160	370 x 295 x 180	1,100 x 1,100 x 1,950	5,500 x 2,200 x 1,950	
GWT(kg)	0.19	4.80	450	4,500	
CBM	0.0007	0.02	2.36	23.60	

⚠ WARNINGS

- Do not use with direct current and ballast.
- This lamp is non-dimmable, do not connect with dimmer.
- If you want to install the lamp on existing fixture, please contact ICEPIPE head office.
- Mesh-applied products are recommended in airtight fixture. Can be used for open type light fixtures after test.
- Please follow the recommended daily operating hours.
- Please read the instruction manual carefully before installation.



* Please refer to our full warranty terms and contact your sales representative for details.

