

LED Bulb

POP117-13W

5700K



- Ultra-light and compact downlight
- LED replacement for 35W CFL
- Maximize visual effect with 150° wide beam angle
- Flicker-free for eye comfort
- Embedded fire protection system and surge protector
- Superb heat dissipation through ICEPIPE FDP Technology
- Ultraviolet free, no mercury and lead-free RoHS Compliance



SPECIFICATION

ELECTRICAL

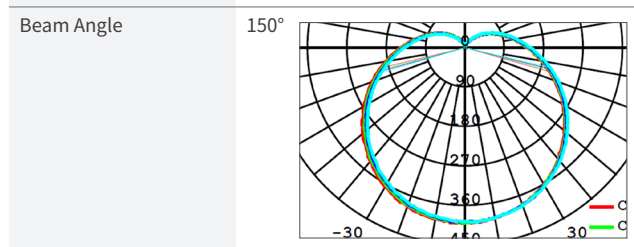
Wattage	13 W
Power Input	AC 100 - 277 V
Frequency	50/60 Hz
Power Factor (PF)	> 0.96
THD	< 15%

CONSTRUCTION

Dimension	ø 117 x 212 mm
Weight	160 g (0.35 lbs)
Housing	Polycarbonate
Base	E26/27
Operating Temperature	-20°C ~ 50°C (-4°F ~ 122°F)
Installation Angle	360°

OPTICS

Lumen Output	1,378 lm
Efficacy	106 lm/W
Replacement	CFL 35 W
CCT	5,700 K
LED Package Life time	50,000 hours (25°C) *LED package life time according to industry standard (LM80). *High operating temperature may shorten life span of LED package and LED lamp.
CRI	83 Ra



FEATURES



Light & Compact



Save Energy Cost



Flicker free



Eco-Friendly



E26/27 Socket



Protruding type wide angle

APPLICATION



Residential area



Front door



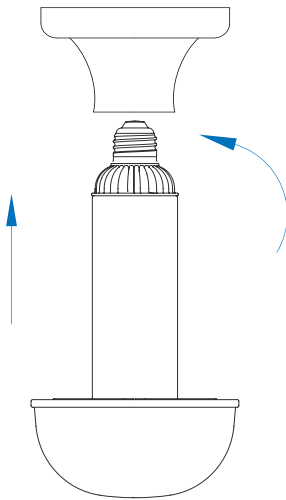
Bathroom



Living room



INSTALLATION



Step 1.


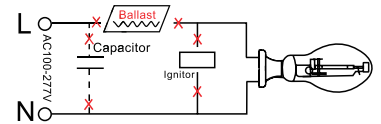
Turn off the power before installation.
Remove the old ballast, capacitor and ignitor
(if existing)

Step 2.

Make sure the alternating current wires are
connected to the E26/27 socket directly.
(Reattach or replace ground lead if needed.)

Step 3.

Fix the LED into the corresponding socket.



PACKING

Dimension	① Single Unit Box	② Carton	③ Pallet
(Unit : mm) · Size : ϕ 117 x 212 mm · Weight : 160 g		(Unit : mm) 	(Unit : mm)

Type	① Single Unit Box	② Carton	③ Pallet	20ft Container-Palletized	Remarks
Quantity	1	10	480	6,400 (10 Pallets)	1 Pallet 4R x 4R x 3L = 48carton 10 pcs x 48carton = 480 pcs
Dimension(mm)	125 x 125 x 220	657 x 262 x 240	1,100 x 1,100 x 2,121	5,500 x 2,200 x 2,121	
GWT(kg)	0.34	2.50	178	1,780	
CBM	0.003	0.03	2.37	23.70	

⚠ WARNINGS

- Do not use with direct current and ballast.
- This lamp is non-dimmable, do not connect with dimmer.
- Do not install the lamp in an enclosed space.
- Do not install on any other shade that is not provided by ICEPIPE.
- Please follow the recommended daily operating hours.
- Please read the instruction manual carefully before installation.



* Please refer to our full warranty terms and contact your sales representative for details.

