

OB150Nc

- 30 W
- 35 W



OB150NS
Socket : E26/27



OB150NL
Socket : E39/40



Security Light



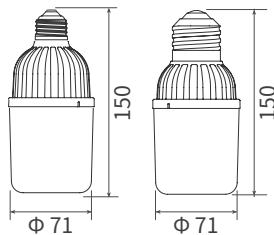
DIMENSION

OB150NS

- Size : ϕ 71 x 150 mm
- Weight : 205 g

OB150NL


- Size : ϕ 71 x 150 mm
- Weight : 220 g



FEATURES

- LED replacement for 70~100W Metal Halide lamp
- Ultra-high efficacy of 150 lm/W
- Ideal for outdoor security light
- Super light and compact design for easy installation and safety
- Clear type cover enables greater brightness
- Mesh application to prevent the inflow of foreign substances
- Installable in airtight fixture due to outstanding heat dissipation system
- Ultraviolet free, no mercury and lead-free RoHS Compliance

APPLICATION



Park



Walkway



Residential Area



Outdoor Parking Lot

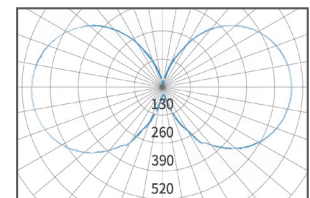
SPECIFICATION

· CCT : Standard 5,700 K / 3,000 K Option 5,000 K / 4,000 K / 2,700 K

Model No.	OB150NSc-30W	OB150NSc-35W	OB150NLc-30W	OB150NLc-35W
Wattage	30 W	35 W	30 W	35 W
Luminous Efficacy	150 lm/W	150 lm/W	150 lm/W	150 lm/W
Total Lumen	4,500 lm	5,250 lm	4,500 lm	5,250 lm
Replacement	MH 70 - 100 W	MH 70 - 100 W	MH 70 - 100 W	MH 70 - 100 W
Size	ø 71 x 150 mm	ø 71 x 150 mm	ø 71 x 150 mm	ø 71 x 150 mm
Weight	205 g		220 g	
CCT	5,700 K			
CRI	80 Ra			
Beam Angle	330°			
Voltage	AC 100 - 240 V			
Frequency	50/60 Hz			
Installation Angle	360°			
Material	PA6			
Socket	E26/27		E39/40	
PF	> 0.96			
THD	< 15%			
Operating Temperature	-20°C ~ 50°C (-4°F ~ 122°F)			
LED Package Life time	50,000 hours (25°C) *LED package life time according to industry standard (LM80), high operating temperature may shorten life span of LED package and LED lamp.			

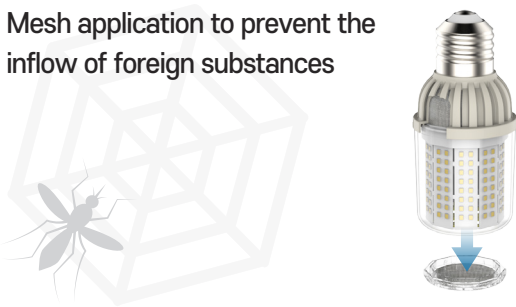
Ultra compact LED bulb for security light optimized for small fixtures

LIGHT DISTRIBUTION CURVE 330°



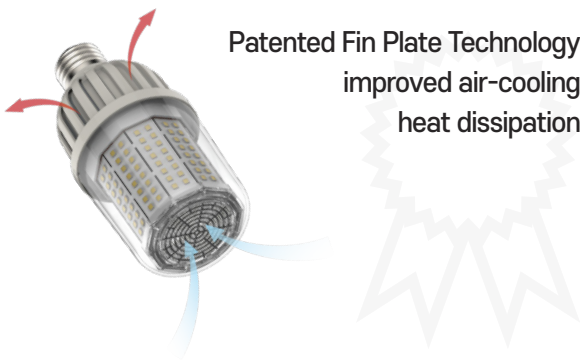
Mesh Structure

Mesh application to prevent the inflow of foreign substances



Fin Plate Ventilation Technology

Patented Fin Plate Technology improved air-cooling heat dissipation



LIGHTING FIXTURE


• Recommended



Cutoff streetlight



Fully shielded type



Fully shielded type



Fully shielded type



Downward type



Horizontal lighting

• Unsuitable



Small fixture



Open-bottom type



Unshielded shade



Downlight