

LED Bulb

OB150S-35W

3000K



- LED replacement for 70~100W Metal Halide lamp
- Ultra-high efficacy of 122 lm/W
- Super light and compact design for easy installation and safety
- Milky type cover for glare prevention
- Mesh application to prevent the inflow of foreign substances
- Ideal for outdoor security light
- Ultraviolet free, no mercury and lead-free RoHS Compliance



SPECIFICATION

ELECTRICAL

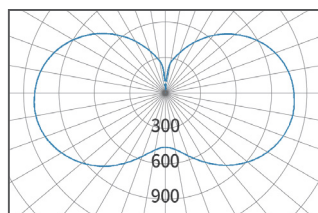
| | |
|-------------------|----------------|
| Wattage | 35 W |
| Power Input | AC 120 - 277 V |
| Frequency | 50/60 Hz |
| Power Factor (PF) | > 0.96 |
| THD | < 15% |

CONSTRUCTION

| | |
|-----------------------|-----------------------------|
| Dimension | ø 64 x 150 mm |
| Weight | 130 g (0.29 lbs) |
| Housing | Polycarbonate |
| Base | E26/27 |
| Operating Temperature | -20°C ~ 50°C (-4°F ~ 122°F) |
| Installation Angle | 360° |

OPTICS

| | |
|-----------------------|--|
| Lumen Output | 4,270 lm |
| Efficacy | 122 lm/W |
| Replacement | MH 70 ~ 100 W |
| CCT | 3,000 K |
| LED Package Life time | 50,000 hours (25°C) *LED package life time according to industry standard (LM80). *High operating temperature may shorten life span of LED package and LED lamp. |
| CRI | 82 Ra |
| Beam Angle | 330° |



FEATURES



Light & Compact



High Efficiency



Save Energy Cost



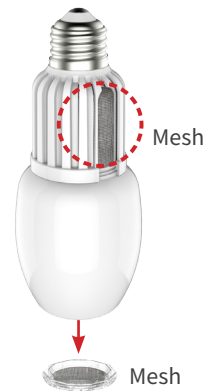
Optimized Heat Dissipation



Eco-Friendly




Mesh Applied



APPLICATION




Residential Area



Park



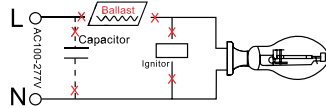
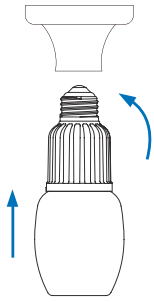
Plaza



Outdoor Parking Lot



INSTALLATION




Step 1.

Turn off the power before installation. Remove the old ballast, capacitor and ignitor (if existing)



Step 2.

Make sure the alternating current wires are connected to the E26/27 socket directly. (Reattach or replace ground lead if needed.)



Step 3.

Fix the LED into the corresponding socket.

LIGHTING FIXTURE

• Recommended



Full cutoff streetlight



Fully shielded security light



Fully shielded security light



Fully shielded security light



Downward type



Horizontal light fixture

• Unsuitable



Small fixture



Unshielded Shade



Downlight

PACKING

| Dimension | ① Single Unit Box | ② Carton | ③ Pallet |
|---|-------------------|-----------------|-----------------|
| (Unit : mm) • Size : $\phi 64 \times 150$ mm • Weight : 130 g | | (Unit : mm) | (Unit : mm) |

| Type | ① Single Unit Box | ② Carton | ③ Pallet | 20ft Container-Palletized | Remarks |
|---------------|-------------------|-----------------|-----------------------|---------------------------|--------------------------------|
| Quantity | 1 | 20 | 1,800 | 18,000 (10 Pallets) | |
| Dimension(mm) | 67 x 67 x 160 | 370 x 295 x 180 | 1,100 x 1,100 x 1,950 | 5,500 x 2,200 x 1,950 | 1 Pallet |
| GWT(kg) | 0.19 | 4.80 | 450 | 4,500 | 3R x 3R x 10L = 90 carton |
| CBM | 0.0007 | 0.02 | 2.36 | 23.60 | 20 pcs x 90 carton = 1,800 pcs |

⚠ WARNINGS

- Do not use with direct current and ballast.
- This lamp is non-dimmable, do not connect with dimmer.
- If you want to install the lamp on existing fixture, please contact ICEPIPE head office.
- Mesh-applied products are recommended in airtight fixture. Can be used for open type light fixtures after test.
- Please follow the recommended daily operating hours.
- Please read the instruction manual carefully before installation.



* Please refer to our full warranty terms and contact your sales representative for details.

