


LED Bulb

OB200c-40W

3000K



- LED replacement for 100~175W Metal Halide lamp
- Ultra-high efficacy of 145 lm/W
- Super light and compact design for easy installation and safety
- Maximized brightness by clear cover
- Optimized heat dissipation with Fan circulation system
- Optimized for security light
- Ultraviolet free, no mercury and lead-free RoHS Compliance



SPECIFICATION

ELECTRICAL

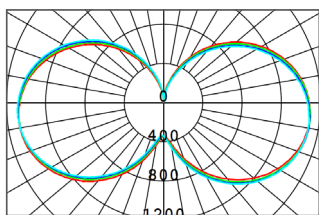
| | |
|-------------------|----------------|
| Wattage | 40 W |
| Power Input | AC 120 - 277 V |
| Frequency | 50/60 Hz |
| Power Factor (PF) | > 0.9 |
| THD | < 15% |

CONSTRUCTION

| | |
|-----------------------|-----------------------------|
| Dimension | ø 71 x 200 mm |
| Weight | 300 g (0.66 lbs) |
| Housing | PA6 |
| Base | E39/40 |
| Operating Temperature | -20°C ~ 50°C (-4°F ~ 122°F) |
| Installation Angle | 360° |

OPTICS

| | |
|-----------------------|--|
| Lumen Output | 5,800 lm |
| Efficacy | 145 lm/W |
| Replacement | MH 100 ~ 175 W |
| CCT | 3,000 K |
| LED Package Life time | 50,000 hours (25°C) *LED package life time according to industry standard (LM80). *High operating temperature may shorten life span of LED package and LED lamp. |
| CRI | 82 Ra |
| Beam Angle | 330° |




FEATURES



APPLICATION




Residential Area



Park



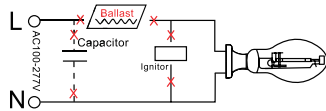
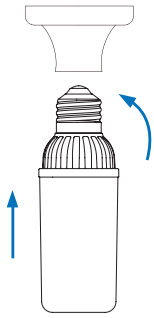
Plaza



Outdoor Parking Lot



INSTALLATION




Step 1.

Turn off the power before installation. Remove the old ballast, capacitor and ignitor (if existing)



Step 2.

Make sure the alternating current wires are connected to the E39/40 socket directly. (Reattach or replace ground lead if needed.)



Step 3.

Fix the LED into the corresponding socket.

LIGHTING FIXTURE

• Recommended



Full cutoff streetlight



Fully shielded security light



Fully shielded security light



Fully shielded security light



Downward type



Horizontal light fixture

• Unsuitable



Small fixture



Unshielded Shade



Downlight

PACKING

| Dimension | ① Single Unit Box | ② Carton | ③ Pallet |
|---|-------------------|-----------------|-----------------|
| (Unit : mm) • Size : $\phi 71 \times 200$ mm • Weight : 300 g | | (Unit : mm) | (Unit : mm) |

| Type | ① Single Unit Box | ② Carton | ③ Pallet | 20ft Container-Palletized | Remarks |
|---------------|-------------------|-----------------|-----------------------|---------------------------|------------------------------|
| Quantity | 1 | 10 | 960 | 9,600 (10 Pallets) | |
| Dimension(mm) | 76 x 76 x 210 | 400 x 165 x 225 | 1,100 x 1,100 x 1,950 | 5,500 x 2,200 x 1,950 | 1 Pallet |
| GWT(kg) | 0.36 | 4.10 | 408 | 4,080 | 2R x 4R x 8L = 96 carton |
| CBM | 0.002 | 0.02 | 2.36 | 23.60 | 10 pcs x 96 carton = 960 pcs |

⚠ WARNINGS

- Do not use with direct current and ballast.
- This lamp is non-dimmable, do not connect with dimmer.
- If you want to install the lamp on existing fixture, please contact ICEPIPE head office.
- Mesh-applied products are recommended in airtight fixture. Can be used for open type light fixtures after test.
- Please follow the recommended daily operating hours.
- Please read the instruction manual carefully before installation.



* Please refer to our full warranty terms and contact your sales representative for details.

