


LED Bulb

OB200c-50W

3000K



- LED replacement for 100~175W Metal Halide lamp
- Ultra-high efficacy of 145 lm/W
- Super light and compact design for easy installation and safety
- Maximized brightness by clear cover
- Optimized heat dissipation with Fan circulation system
- Optimized for security light
- Ultraviolet free, no mercury and lead-free RoHS Compliance



SPECIFICATION

ELECTRICAL

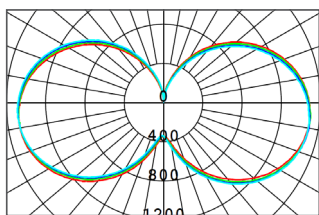
Wattage	50 W
Power Input	AC 120 - 277 V
Frequency	50/60 Hz
Power Factor (PF)	> 0.9
THD	< 15%

CONSTRUCTION

Dimension	ø 71 x 200 mm
Weight	300 g (0.66 lbs)
Housing	PA6
Base	E39/40
Operating Temperature	-20°C ~ 50°C (-4°F ~ 122°F)
Installation Angle	360°

OPTICS

Lumen Output	7,250 lm
Efficacy	145 lm/W
Replacement	MH 100 ~ 175 W
CCT	3,000 K
LED Package Life time	50,000 hours (25°C) *LED package life time according to industry standard (LM80). *High operating temperature may shorten life span of LED package and LED lamp.
CRI	82 Ra
Beam Angle	330°




FEATURES



APPLICATION




Residential Area



Park



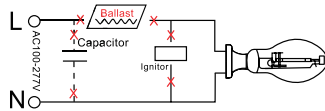
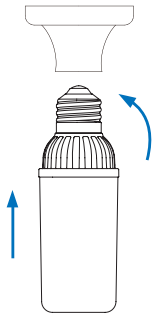
Plaza



Outdoor Parking Lot



INSTALLATION




Step 1.

Turn off the power before installation. Remove the old ballast, capacitor and ignitor (if existing)



Step 2.

Make sure the alternating current wires are connected to the E39/40 socket directly. (Reattach or replace ground lead if needed.)



Step 3.

Fix the LED into the corresponding socket.

LIGHTING FIXTURE

• Recommended



Full cutoff streetlight



Fully shielded security light



Fully shielded security light



Fully shielded security light



Downward type



Horizontal light fixture

• Unsuitable



Small fixture



Unshielded Shade



Downlight

PACKING

Dimension	① Single Unit Box	② Carton	③ Pallet
(Unit : mm) • Size : $\phi 71 \times 200$ mm • Weight : 300 g		(Unit : mm) 	(Unit : mm)

Type	① Single Unit Box	② Carton	③ Pallet	20ft Container-Palletized	Remarks
Quantity	1	10	960	9,600 (10 Pallets)	
Dimension(mm)	76 x 76 x 210	400 x 165 x 225	1,100 x 1,100 x 1,950	5,500 x 2,200 x 1,950	1 Pallet
GWT(kg)	0.36	4.10	408	4,080	2R x 4R x 8L = 96 carton
CBM	0.002	0.02	2.36	23.60	10 pcs x 96 carton = 960 pcs

⚠ WARNINGS

- Do not use with direct current and ballast.
- This lamp is non-dimmable, do not connect with dimmer.
- If you want to install the lamp on existing fixture, please contact ICEPIPE head office.
- Mesh-applied products are recommended in airtight fixture. Can be used for open type light fixtures after test.
- Please follow the recommended daily operating hours.
- Please read the instruction manual carefully before installation.



* Please refer to our full warranty terms and contact your sales representative for details.

