

# LED Bulb

## OB230c-120W

3000K



- LED replacement for 350~400W Metal Halide lamp
- Ultra-high efficacy of 140 lm/W
- Super light and compact design for easy installation and safety
- Clear type cover enables greater brightness
- Mesh application to prevent the inflow of foreign substances
- Ideal for streetlight and security light
- Ultraviolet free, no mercury and lead-free RoHS Compliance



### SPECIFICATION

#### ELECTRICAL

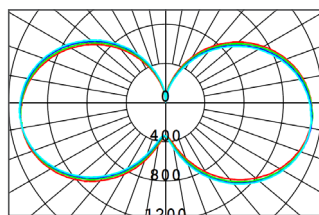
Wattage	120 W
Power Input	AC 120 - 277 V
Frequency	50/60 Hz
Power Factor (PF)	> 0.96
THD	< 15%

#### CONSTRUCTION

Dimension	ø 99 x 227 mm
Weight	445 g (0.98 lbs)
Housing	PA6
Base	E39/40
Operating Temperature	-20°C ~ 50°C (-4°F ~ 122°F)
Installation Angle	360°

#### OPTICS

Lumen Output	16,800 lm
Efficacy	140 lm/W
Replacement	MH 350 ~ 400 W
CCT	3,000 K
LED Package Life time	50,000 hours (25°C) *LED package life time according to industry standard (LM80). *High operating temperature may shorten life span of LED package and LED lamp.
CRI	82 Ra
Beam Angle	330°



### FEATURES



Light & Compact



High Efficiency



Save Energy Cost



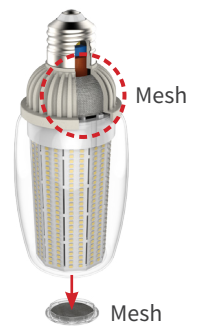
Optimized Heat Dissipation



Eco-Friendly



Mesh Applied



### APPLICATION




Street/Road



Bridge



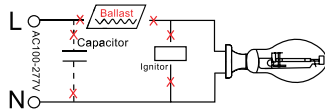
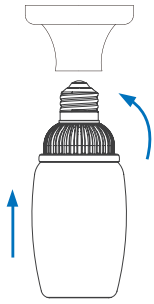
Park



Coast Road




## INSTALLATION




### Step 1.

Turn off the power before installation. Remove the old ballast, capacitor and ignitor (if existing)



### Step 2.

Make sure the alternating current wires are connected to the E39/40 socket directly. (Reattach or replace ground lead if needed.)



### Step 3.

Fix the LED into the corresponding socket.

## LIGHTING FIXTURE

### • Recommended



Full cutoff streetlight



Fully shielded security light



Fully shielded security light



Fully shielded security light



Downward type



Horizontal light fixture

### • Unsuitable



Small fixture



Unshielded Shade



Downlight

## PACKING

Dimension	① Single Unit Box	② Carton	③ Pallet
(Unit : mm) • Size : $\varnothing 99 \times 227$ mm • Weight : 445 g		(Unit : mm) 	(Unit : mm) 

Type	① Single Unit Box	② Carton	③ Pallet	20ft Container-Palletized	Remarks
Quantity	1	10	560	5,600 (10 Pallets)	
Dimension(mm)	105 x 105 x 245	545 x 225 x 260	1,100 x 1,100 x 1,970	5,500 x 2,200 x 1,970	1 Pallet
GWT(kg)	0.52	5.70	337	3,370	2R x 4R x 7L = 56 carton
CBM	0.003	0.03	2.38	23.80	10 pcs x 56 carton = 560 pcs

## ⚠ WARNINGS

- Do not use with direct current and ballast.
- This lamp is non-dimmable, do not connect with dimmer.
- If you want to install the lamp on existing fixture, please contact ICEPIPE head office.
- Mesh-applied products are recommended in airtight fixture. Can be used for open type light fixtures after test.
- Please follow the recommended daily operating hours.
- Please read the instruction manual carefully before installation.



\* Please refer to our full warranty terms and contact your sales representative for details.

