

# LED Bulb

## OB200-40W

5700K



- LED replacement for 100~175W Metal Halide lamp
- Ultra-high efficacy of 145 lm/W
- Super light and compact design for easy installation and safety
- Milky type cover for glare prevention
- Optimized heat dissipation with Fan circulation system
- Optimized for security light
- Ultraviolet free, no mercury and lead-free RoHS Compliance



### SPECIFICATION

#### ELECTRICAL

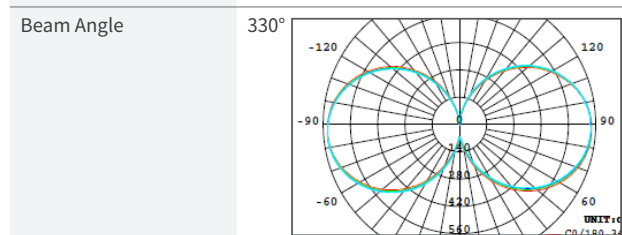
Wattage	40 W
Power Input	AC 120 - 277 V
Frequency	50/60 Hz
Power Factor (PF)	> 0.9
THD	< 15%

#### CONSTRUCTION

Dimension	ø 71 x 200 mm
Weight	300 g (0.66 lbs)
Housing	PA6
Base	E39/40
Operating Temperature	-20°C ~ 50°C (-4°F ~ 122°F)
Installation Angle	360°

#### OPTICS

Lumen Output	5,800 lm
Efficacy	145 lm/W
Replacement	MH 100 ~ 175 W
CCT	5,700 K
LED Package Life time	50,000 hours (25°C) *LED package life time according to industry standard (LM80). *High operating temperature may shorten life span of LED package and LED lamp.
CRI	80 Ra




### FEATURES




### APPLICATION



Residential Area



Park



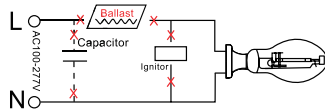
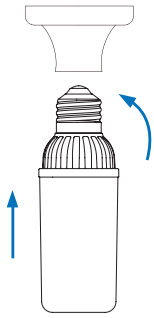
Walkway



Outdoor Parking Lot



## INSTALLATION




### Step 1.

Turn off the power before installation. Remove the old ballast, capacitor and ignitor (if existing)



### Step 2.

Make sure the alternating current wires are connected to the E39/40 socket directly. (Reattach or replace ground lead if needed.)



### Step 3.

Fix the LED into the corresponding socket.

## LIGHTING FIXTURE

### • Recommended



Full cutoff streetlight



Fully shielded security light



Fully shielded security light



Fully shielded security light



Downward type



Horizontal light fixture

### • Unsuitable



Small fixture



Unshielded Shade



Downlight

## PACKING

Dimension	① Single Unit Box	② Carton	③ Pallet
(Unit : mm) • Size : $\phi 71 \times 200$ mm • Weight : 300 g		(Unit : mm) 	(Unit : mm) 

Type	① Single Unit Box	② Carton	③ Pallet	20ft Container-Palletized	Remarks
Quantity	1	10	960	9,600 (10 Pallets)	
Dimension(mm)	76 x 76 x 210	400 x 165 x 225	1,100 x 1,100 x 1,950	5,500 x 2,200 x 1,950	1 Pallet
GWT(kg)	0.36	4.10	408	4,080	2R x 4R x 8L = 96 carton
CBM	0.002	0.02	2.36	23.60	10 pcs x 96 carton = 960 pcs

## ⚠ WARNINGS

- Do not use with direct current and ballast.
- This lamp is non-dimmable, do not connect with dimmer.
- If you want to install the lamp on existing fixture, please contact ICEPIPE head office.
- Mesh-applied products are recommended in airtight fixture. Can be used for open type light fixtures after test.
- Please follow the recommended daily operating hours.
- Please read the instruction manual carefully before installation.



\* Please refer to our full warranty terms and contact your sales representative for details.

