

LED FLOOD LIGHT RCT-800C

External Driver



- External driver for safe & easy repair
- Replace MH 2 kW
- Excellent heat dissipation by ICEPIPE FDP technology
- Improved durability by metal housing & glass cover
- IP67 (driver & lamp) for outdoor use
- Eco-friendly & RoHS compliant (UV/Lead/Mercury-free)



External driver : EUD-480 x 2

SPECIFICATION

ELECTRICAL

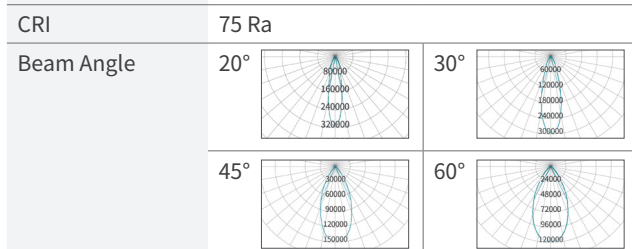
Wattage	800 W
Power Input	AC 220 V
Frequency	50/60 Hz
Power Factor (PF)	> 0.9
THD	< 15%
Protection Circuit	6 kV

CONSTRUCTION

Size	544 x 290 x 520 mm
Weight	24 kg *Driver not incl.
Material	Steel
Heatsink	Copper ICEPIPE Heatsink
IP Rating	IP67
Operating Temperature	-30°C ~ 50°C (-22°F ~ 122°F)
Installation Angle	360°

OPTICS

Lumen output	112,000 lm
Efficacy	140 lm/W
Replacement	MH 2 kW
CCT	5,700 K
LED Package Life time	50,000 hours (25°C) *LED package life time according to industry standard (LM80). *High operating temperature may shorten life span of LED package and LED lamp.
CRI	75 Ra



COVER OPTION : Sun visor

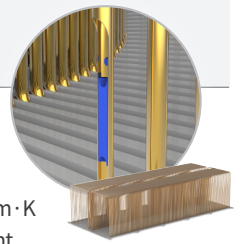


TECHNOLOGY

1. FDP Technology

Patent technology of ICEPIPE-Improved heat dissipation by fast heat transfer using FDP


- The fastest heat transfer rate by excellent air flow
- Sufficient heat dissipation area
- ICEPIPE's thermal conductivity = 40,000 W/m · K
- Less raw materials used reducing the weight and production cost



2. Clamping Technology

Unique heat dissipation technology using directional and elastic clamps

- Mechanical coupling to use oscillating capillary tube heatsink as heat dissipation material
- Mechanical bonding of heating part and heatsink made excellent durability
- Pressurized assembly by using elastic deformation of clamp
- Improved heat dissipation performance and reduced material cost compared to conventional adhesive (epoxy, etc.) bonding methods



APPLICATION



Golf Course



Stadium

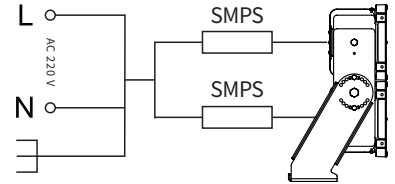
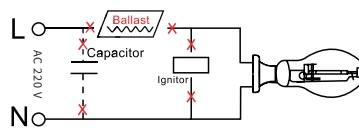


Port



Outdoor Facilities

INSTALLATION



Step 1.

Turn off the power before installation.
Remove the old ballast, capacitor and ignitor
(if existing)

Step 2.

Connect the wire from the supply to the fixture and
make sure the ground from the supply is connected
to the ground from the fixture.

PACKING

Dimension
(Unit : mm)
· Size : 544 x 290 x 520 mm
· Weight : 24 kg *Driver not incl.

① Single Unit Box
(Unit : mm)

② Pallet
(Unit : mm)

Type	① Single Unit Box	② Pallet	20ft Container-Palletized	Remarks
Quantity	2 (product box : 1, bracket box : 1)	12	120 (10 Pallets)	[1 Pallet] · product : 2R X 2R X 3L = 12 pcs · bracket : 2R X 3R X 2L = 12 pcs · total : 12 set
Dimension(mm)	· product : 550 x 600 x 300 · bracket : 155 x 550 x 415	1,100 x 1,200 x 1,360	2,200 x 6,000 x 1,360	
GWT(kg)	30	360	3,600	
CBM	· product : 0.099 · bracket : 0.035 · total : 0.134	1.608	16.08	

⚠ WARNINGS

- Do not use with direct current and ballast.
- This lamp is non-dimmable, do not connect with dimmer
- This lamp must be installed straight downward and cannot be installed in different orientation.
- Do not install the lamp in an enclosed space
- Do not install on any other shade that is not provided by ICEPIPE.
- Please read the instruction manual carefully before installation.



* Please refer to our full warranty terms and contact your sales representative for details.

