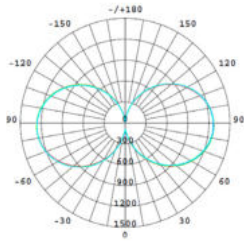


OB200



Beam Angle : 330°



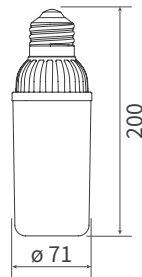
DIMENSION

40 W / 50 W

- Size : \varnothing 71 x 200 mm
- Weight : 300 g

60W / 80 W

- Size : \varnothing 71 x 200 mm
- Weight : 314 g



FEATURES

- Excellent luminous efficacy (145 lm/w) by expanding the light emitting part
- Applicable in various fixtures thanks to its small and slim size
- Optimized for security light
- Super light and compact design for easy installation and safety
- Milky type cover for glare prevention
- Mesh application to prevent the inflow of foreign substances
- Patented Fin Plate Technology improved air-cooling heat dissipation
- Ultraviolet free, no mercury and lead-free RoHS Compliance

SPECIFICATION


Model No.	Wattage	Replacement	Luminous Efficacy	Total Lumen	CRI	CCT	Voltage	Frequency
OB200-40W	40 W	MH 100-175 W	145 lm/W	5,800 lm	80 Ra	5,700 K	AC 120-277 V AC 100-240 V	50/60 Hz
OB200-50W	50 W	MH 100-175 W	145 lm/W	7,250 lm				
OB200-60W	60 W	MH 100-175 W	140 lm/W	8,400 lm				
OB200-80W	80 W	MH 175-250 W	145 lm/W	11,600 lm				

- PF : > 0.96
- THD : < 15 %
- Material : PA6

- Socket : E39/40
- Operating Temperature : -20°C ~ 50°C (-4°F ~ 122°F)
- Installation Angle : 360°

- CCT : Standard - 5700 K, 3000 K / Option - 5000 K, 4000 K, 2700 K
- LED Package Life time : 50,000 hours (25°C)
- *LED package life time according to industry standard (LM80), high operating temperature may shorten life span of LED package and LED lamp.

APPLICATION



Park



Walkway



Residential Area



Outdoor Parking Lot



Mesh Structure

*Illustrated by : OB200c

Mesh application to prevent the inflow of foreign substances



LIGHTING FIXTURE

① Recommended



Cutoff streetlight



Fully shieldedtype



Fully shieldedtype



Fully shieldedtype



Downward type




Horizontal light fixture

② Unsuitable



Small fixture



Unshielded Shade



Downlight