


External Driver

1200 W / 1350 W

RCT

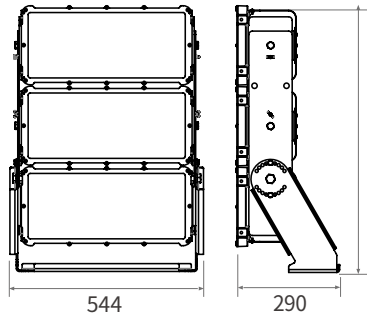


Option Sun visor



DIMENSION

- Size : 544 x 290 x 746 mm
- Weight : 34 kg (Driver not incl.)



FEATURES

- External driver for safe & easy repair
- Extended irradiation distance by applying narrow angle lens
- Fast ROI (Return On Investment) by replacing MH 3~4kW
- Excellent heat dissipation by ICEPIPE FDP technology
- Improved durability by metal housing & glass cover
- Various lens options provide optimal illumination for the installation site
- IP67 (driver & lamp) for outdoor use
- Eco-friendly & RoHS compliant (UV/Lead/Mercury-free)

SPECIFICATION

Model No.	Wattage	Replacement	Luminous Efficacy	Total Lumen	CRI	CCT	Voltage	Frequency
RCT-1200A	1,200 W	MH 3 kW	115 lm/W	138,000 lm	75 Ra	5,700 K	AC 100-240 V	50/60 Hz
RCT-1200C	1,200 W	MH 3 kW	140 lm/W	168,000 lm				
RCT-1350C	1,350 W	MH 4 kW	140 lm/W	189,000 lm				

- PF : > 0.9
- THD : < 15 %
- Surge withstand capability : L-N 6kV, L-FG 10kV
- IP Rating : IP67

- Material : Steel
- Heatsink : Copper ICEPIPE Heatsink
- Operating Temperature : -30°C ~ 50°C
- Installation Angle : 360°

- External Driver : 480W x 3EA (3 in 1 dimming: 0-10V/PWM/3-Timer-Modes)
 - CCT : 5700K
 - LED Package Life time : 50,000 hours (25°C)
- *LED package life time according to industry standard (LM80), high operating temperature may shorten life span of LED package and LED lamp.

APPLICATION



Stadium



Golf Course



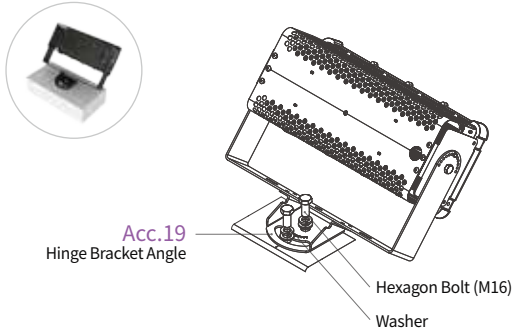
Port



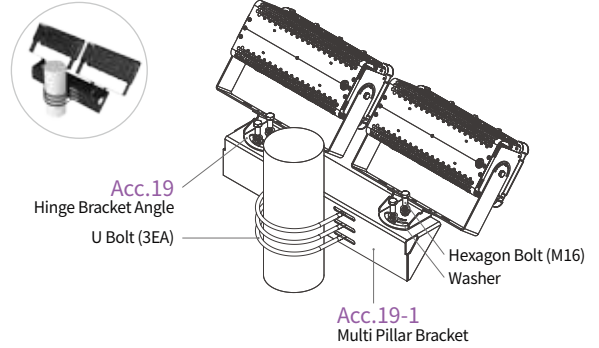
Arena

INSTALLATION TYPE * Applied to RCT-400 / RCT-450 / RCT-400C / RCT-450C

① Hinge Bracket Angle



② Multi Pillar Bracket



BEAM ANGLE

RCT-400	RCT-450	RCT-400C		RCT-450C	
120°		20°	30°	45°	60°
RCT-800A		RCT-800C		RCT-900C	
10°		20°		30°	
				45°	
				60°	
RCT-1200A		RCT-1200C		RCT-1350C	
10°		20°		30°	
				45°	
				60°	