

# LED HIGH BAY HB221D-150S

Icepipe Smart Lighting **IPs**

External Driver

CE CB

- Convenient maintenance with external driver
- Clamping Technology applied LED high bay
- High luminous efficacy (150 lm/w)
- LED replacement for MH 500 W with 70% electricity saving
- Various cover options and mounting options are available
- Various beam angle are available with cover lens
- [Option] Dimming : 3 in 1 Dimming Control (0-10V, PWM, Resistance)
- Ultraviolet free, no mercury and lead-free RoHS Compliance



## SPECIFICATION

### ELECTRICAL

Wattage	150 W
Power Input	AC 100 - 240 V
Frequency	50/60 Hz
Power Factor (PF)	> 0.96
THD	< 10%
Protection Circuit	6 kV(L-N), 10kV(Line-FG)

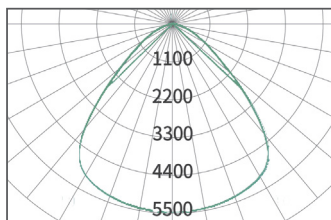
### CONSTRUCTION

Size	ø 276 x 181 mm
Weight	2.8 kg
Material	Polycarbonate, STS
Heatsink	Copper ICEPIPE Heatsink
Operating Temperature	-30°C ~ 50°C (-22°F ~ 122°F)
Installation Angle	360°

### OPTICS

Lumen output	22,500 lm
Efficacy	150 lm/W
Replacement	MH 500 W
CCT	5,700 K
LED Package Life time	50,000 hours (25°C) *LED package life time according to industry standard (LM80). *High operating temperature may shorten life span of LED package and LED lamp.
CRI	80 Ra

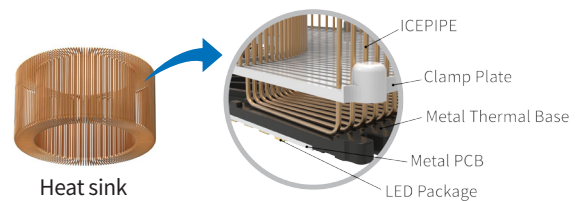
Beam Angle 80°



## ICEPIPE HEATSINK

### Highly Efficient ICEPIPE heatsink

ICEPIPE heatsink was created by our patented Fluid Dynamic Pressure Technology, which enables heat dissipation 200 times faster (40,000 W/m·K) than that of conventional aluminum (Al) heatsink. Liquid circulation takes place inside the pipe, traveling through the coil and cooling down heat from the LEDs in the most efficient way.



- The fastest heat transfer rate
- Efficient air flow
- Uses light weight copper

## APPLICATION




Factory



Swimming Pool



Gymnasium



Warehouse





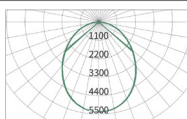
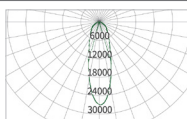
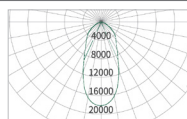
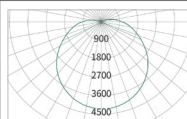
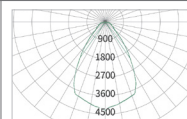
**ICEPIPE**  
www.icepipeLED.com  
We try to be 30% better

ICEPIPE Corporation

Add #1312 Byucksan 6-cha, Gasan Digital 1-ro 219, Geumcheon-gu, Seoul, South Korea, 08501  
Tel +82-2-861-0010 Fax +82-2-2084-9090 Homepage www.icepipeLED.com



## COVER OPTIONS

Cover						
	Diffuser Cover	Cover Lens		Dome Diffuser	Reflector	
LIGHT DISTRIBUTION CURVE						
Beam Angle	97°	35°	50°	110°	100° ± 15°	65°

## INSTALLATION TYPE

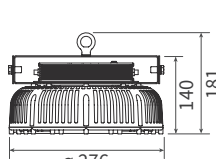


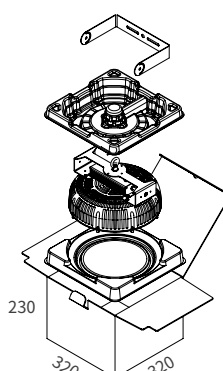
Chain

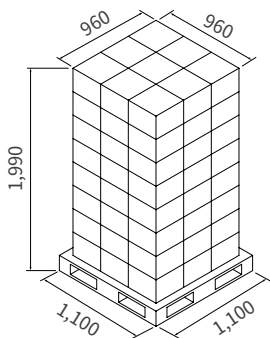


FMB Pipe Bracket

## PACKING

Dimension
(Unit : mm)
· Size : $\phi 276 \times 181$ mm
· Weight : 2.8 kg


① Single Unit Box
(Unit : mm)


② Pallet
(Unit : mm)


Type	① Single Unit Box	② Pallet	20ft Container-Palletized	Remarks
Quantity	1	72	720 (10 Pallets)	3R x 3R x 8L = 72 pcs
Dimension(mm)	320 x 320 x 230	1,100 x 1,100 x 1,990	5,500 x 2,200 x 1,990	
GWT(kg)	3.35	258	2,580	
CBM	0.023	2.36	23.60	

## ⚠ WARNINGS

- Do not use with direct current and ballast.
- Do not install the lamp in an enclosed place.
- Do not install on any other shade that is not provided by ICEPIPE.
- Please follow the recommended daily operating hours.
- Please read the instruction manual carefully before installation.



\* Please refer to our full warranty terms and contact your sales representative for details.

